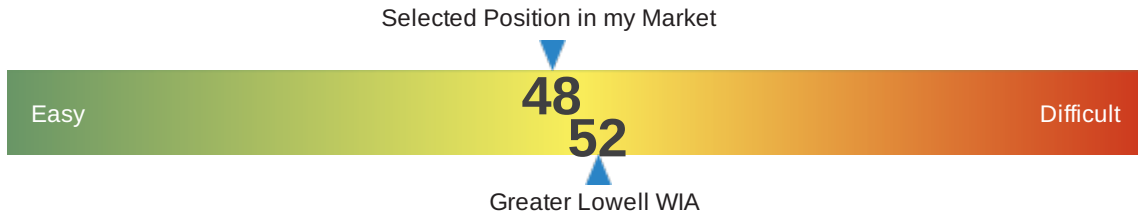


Greater Lowell Job Market February 1_2017

Search Definition: All results in Greater Lowell WIA

HIRING SCALE



Potential Candidates in the workforce:
3,677,000

Direct Employers currently competing:
791

Open Jobs posted by Direct Employers:
4,596

Average posting duration
44 days

RECRUITMENT INDICATORS

DEMAND PRESSURE




COMPETITIVE INTENSITY



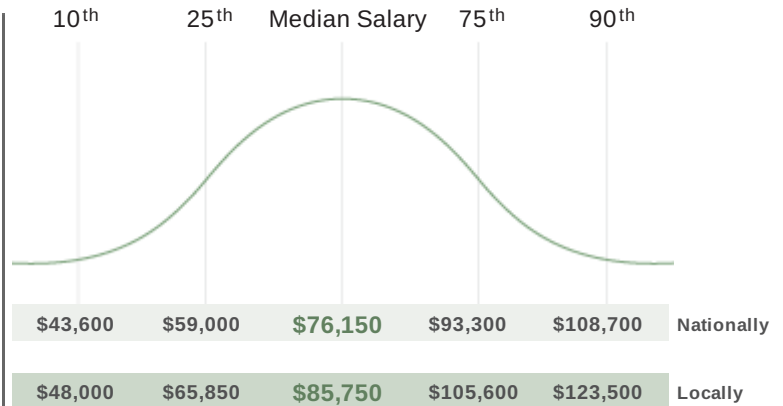
CANDIDATE SUPPLY COUNT

Estimated potential candidates who might fit your requirements: 3,677,000



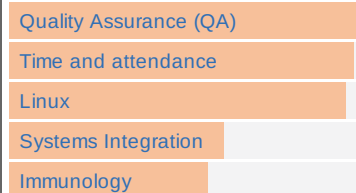
* All numbers are estimates based on our data and third party data.

MARKET SALARY

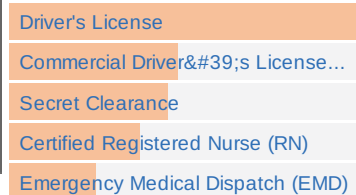


SKILLS AND CERTIFICATIONS

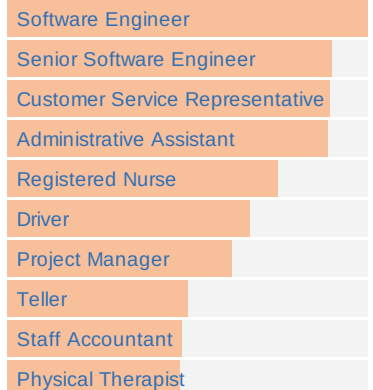
Skills



Certifications



JOB TITLES

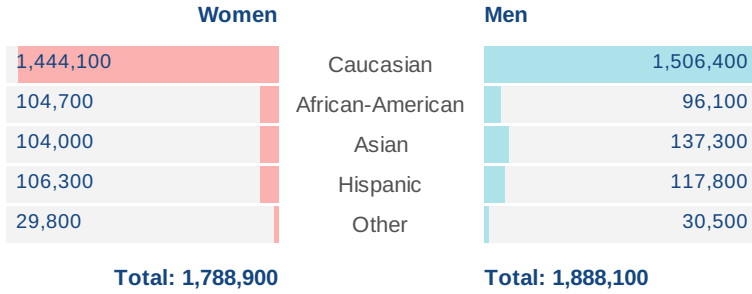


Greater Lowell Job Market February 1_2017

Search Definition: All results in Greater Lowell WIA

GENDER/ETHNICITY

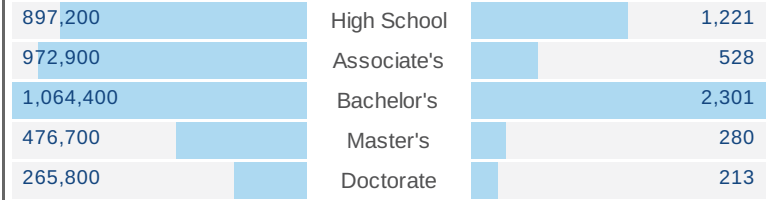
Candidate Supply: 3,677,000



EDUCATIONAL ATTAINMENT

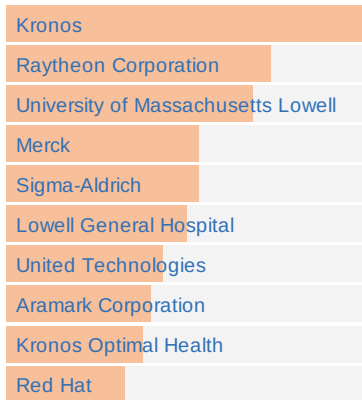
Candidate Supply: 3,677,000

Current Openings: 4,543



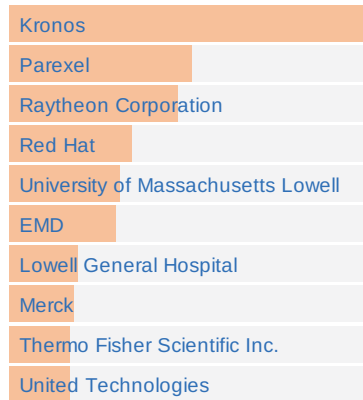
ACTIVE COMPETITION

Direct Employers found: 791



HISTORICAL HIRING

Employers found: 5,674



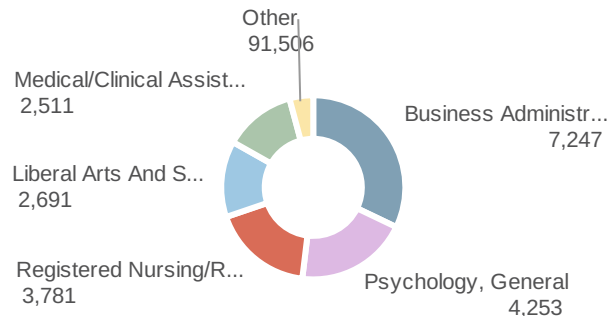
CANDIDATE SEARCH

Unsupported Location

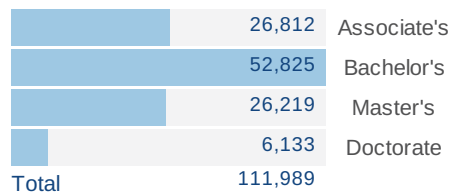
GRADUATE SUPPLY

University / College: Total Graduate Supply

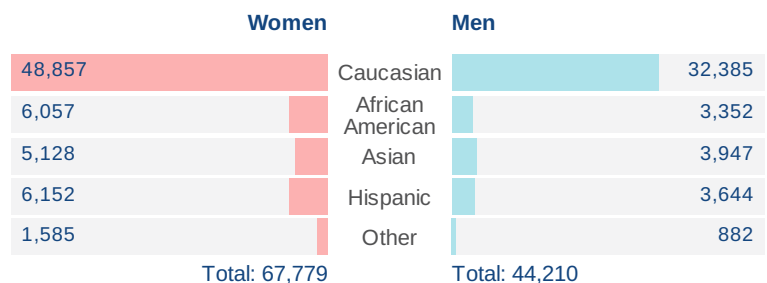
Graduate Program



Graduate Education Level



Graduate Gender and Ethnicity



Greater Lowell Job Market February 1, 2017

Search Definition: All results in Greater Lowell WIA

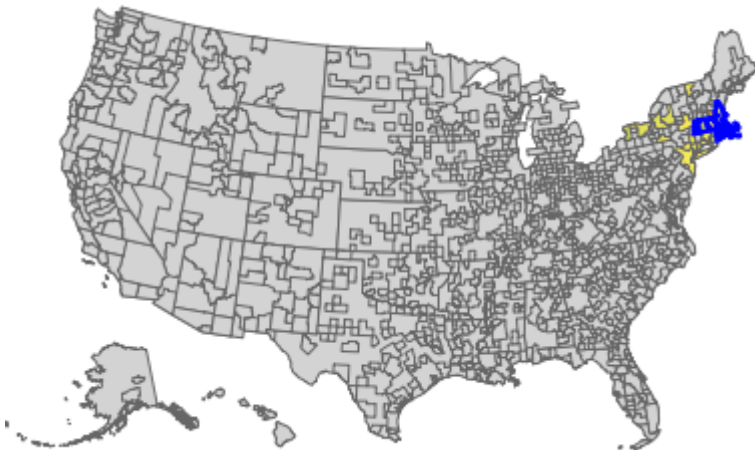
CANDIDATE LOCATIONS

Alternate Location	Job Volume *	Salary Range	Candidate Supply	Posting Period	Demand Pressure	Competitive Intensity	Hiring Scale
Springfield, MA	7,971	\$35K - 81K	335,000	41 days	35	237	34
Buffalo-Niagara Falls, NY	12,275	\$30K - 68K	615,000	44 days	42	288	35
Norwich-New London, CT	3,674	\$35K - 83K	143,000	41 days	33	207	36
Barnstable Town, MA	2,942	\$31K - 70K	110,000	44 days	33	188	39
Utica-Rome, NY	3,010	\$35K - 82K	135,000	45 days	37	239	41
Rochester, NY	13,207	\$31K - 71K	563,000	45 days	35	306	42
Syracuse, NY	7,976	\$34K - 77K	341,000	42 days	35	229	43
Providence-New Bedford-Fall River, RI	21,357	\$36K - 84K	711,000	44 days	27	259	44
Bridgeport-Stamford-Norwalk, CT	15,189	\$52K - 136K	480,000	45 days	25	205	44
Burlington-South Burlington, VT	4,463	\$33K - 76K	129,000	44 days	25	138	45

HIRING SCALE HEAT MAP

Unavailable Selected Locations

Easier-to-fill jobs Harder-to-fill jobs



ABOUT CEB TALENTNEURON

In November 2015, WANTED Analytics became a CEB company and is now a part of its TalentNeuron solution. CEB (NYSE: CEB) is a best practice insight and technology company that partners with its customers to develop innovative solutions that unlock their potential and help them grow.

CEB TalentNeuron provides you with the most comprehensive source of global talent demand and supply data, predictive analytics, insights into real-time job market and location data, and competitive intelligence to help you make informed recruiting and talent planning decisions. It provides recruiting organizations with real-time business intelligence on jobs, employers, and talent with data on hiring demand and talent supply data to create a true talent intelligence platform for hard-to-fill positions.

CEB TalentNeuron contains tools and insight that can help recruiters:

- Unlock hidden reserves of candidates for hard-to-fill positions,
- Reduce time-to-fill by streamlining the relationship with hiring managers,
- Analyze real-time employment trends, and
- Increase the strategic value of your department with on-demand access to company-level research that HR executives can use to gather valuable competitive intelligence on what your competition is doing.

For more information about how TalentNeuron helps organizations make better decisions, visit www.cebglobal.com/talentneuron.